


RECOMMENDED PRACTICES FOR SMALL HOLDER POULTRY (BACKYARD) ENTERPRISE



Supported By



Designed & Developed by



Supported by



Design & Developed by



HOUSING



1.5-2 sq. ft. area per bird should be allotted.



Litter Material (**Wood Powder/ Rice Husk**) should be 2-3 inch deep & maintained dry all the time.



The shed must be **cross ventilated**.




Rain water must not allowed to enter in shed.



For better laying, make provision for **lighting** (18-20 hours a day).



Make Hen House in the shed to allow the **layer go & lay egg**.





Supported by



Design & Developed by

CARE OF CHICKS



The chicks should be provided with some heat source for the first 15 days (950 F in first week followed by 90, 85, 80 in every week & make constant at 800F)



The chicks should not be allowed to huddle
The chicks should be offered jaggery water mixed with some black salt (0.5%) for the first few days, this shall allow smooth expulsion of Meconium.



Vit. B-Complex, Vit. A, D3 & E should be given first 10 days



2 days Pre & Post vaccine, immunomodulator must be given (Vit. E & Selenium)





Supported by



Design & Developed by

FEEDING



Supplementary feeding must be offered in addition to Scavenging



Feed prepared at home for the pig (fortified with Mineral Mixture & Salt, dried & granulated) could be used (after drying & breaking in small granules)




For meat purpose, extra grains could be fed to the birds, a month before slaughtering



Feed should be checked regularly for growth of Mold, if found must be discarded

Feed must not get wet






Supported by

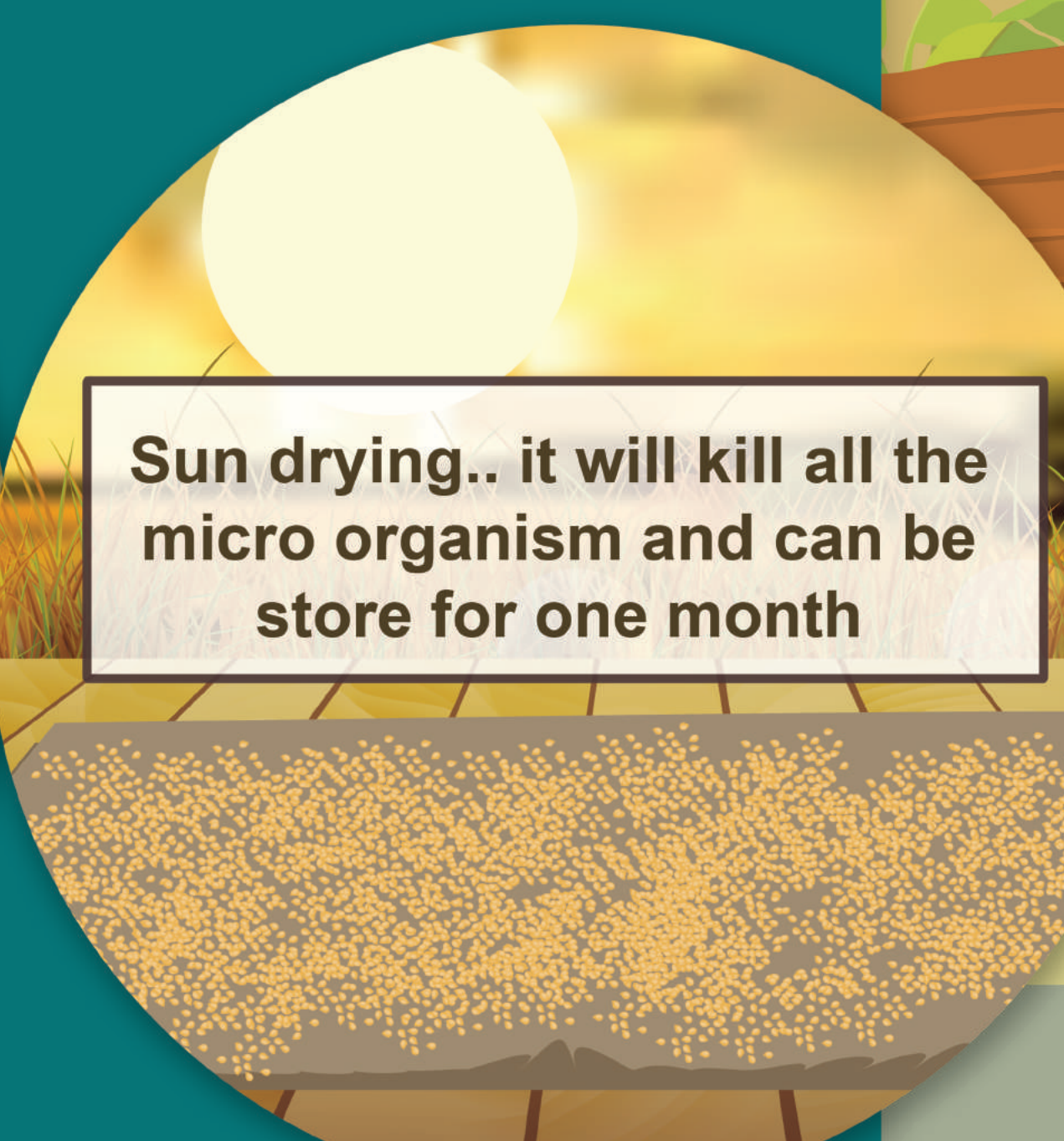


Design & Developed by


FEED PREPARATION



Mix mineral mixture, salt, kichten waste, grain, oil cake & green material & cook them.




Sun drying.. it will kill all the micro organism and can be store for one month



The feed is cooked, so tasty

I like the granules, it's easy to pick & eat.



I will preparing crumbs so that poultry bird can eat easily.



Supported by



Design & Developed by

VACCINATION

Sr. No.	Age	Vaccine	Route	Dose
1	1 day (Layer)	Marek's disease (MD)	S/C	0.2 ml
2	4 day	B1	Eye drop	1 drop
3	12 day	IBD	Eye drop	1 drop
4	21 day	Fowl Pox	Wing Puncture	0.2 ml
5	64 day	R2B	S/C or I/M	0.5 ml
6	84 day	Fowl Pox	Wing Puncture	0.2 ml
7	8 Month	R2B	S/C or I/M	0.5 ml
8	9 Month	Fowl Pox	Wing Puncture	0.2 ml
9	14 Month	R2B	S/C or I/M	0.5 ml
10	15 Month	Fowl Pox	Wing Puncture	0.2 ml
11	20 Month	R2B	S/C or I/M	0.5 ml
12	21 Month	Fowl Pox	Wing Puncture	0.2 ml




Supported by




Design & Developed by


SANITATION, HYGIENE & BIOSECURITY

 Hen House should be cleaned regularly & litter should be replaced fortnightly
Spray (B-904 @8ml/ltr water) should be done fortnightly in the shed & Over the birds also



 The dead birds should be properly disposed (either buried with Salt/Lime or shall be burned or should be properly boiled before feeding to pig)



 The feeder & drinkers should be cleaned daily. The drinker should be washed thoroughly (to remove the bio-film). Any sort of greasing inside the drinker should not be allowed to settle





Supported by



Design & Developed by



RECORD KEEPING



Fill the farmer card regularly



Get the farmer Card reviewed by the CRP/CSP



Keep the farmer card in safe custody & save the fully filled card

